




Country Furniture  
MFG. COMPANY INC.



Shown in Alder/Birch



**No. 7246-2FG7G8-17FT**  
**COUNTRY FRENCH ARCH CHINA HUTCH**  
Overall Size 72W x 54H x 12.5D  
Case Size 69.5W x 46H x 11D

**A.** The stately proportions make this a perfect centerpiece for an open kitchen or dining area. Wood framed glass doors (G7, G8) with handcrafted mullions and antique brass finial overlay hinges. Open 12" high server area. Three interior compartments. Five adjustable wood shelves with plate grooves. Beadboard back panel. Arch valance 2V. French arch with hand-carved flower and leaf motif 17FT.

Knotty American Pine (P)	Alder & Birch (A)	Eastern Hard Maple (M)	Northern Red Oak (O)	Birch (B)
--------------------------	-------------------	------------------------	----------------------	-----------



**No. 7232-2LD-2-41B**  
**BORDEAUX BUFFET**  
Overall Size 72W x 36H x 18.25D  
Case Size 69.5W x 32H x 16.5D

**B.** Functional and attractive, this buffet provides ample storage for silverware, serverware and linens. Four raised panel solid wood R1 doors with antique brass finial overlay hinges. Two drawers with smooth running, self-closing European metal roller slides. Three interior compartments. Three adjustable wood shelves. The top is crafted of select end-to-end glued planks of solid wood for durability and a beautiful finish. Crown moulding 9T and base 41B.


Knotty American Pine (P)	Alder & Birch (A)	Eastern Hard Maple (M)	Northern Red Oak (O)	Birch (B)
--------------------------	-------------------	------------------------	----------------------	-----------



**No. F4176GCH-FG**  
**BORDEAUX CHINA**  
Overall Size 41W x 76H x 19D

Floral carving, halogen cabinet lighting, three adjustable glass shelves, beadboard back panel and glass end panels.

*Every leaf and petal on our French floral arch crown top (17T) is hand-carved using old world techniques and wood chisels.*





Country Furniture  
MFG. COMPANY INC.

Shown in Knotty American Pine

**No. 7246-2G8-4-FH**

**TUSTIN COUNTRY HUTCH WITH SPICE DRAWERS**

Overall Size 74W x 46H x 13D

Case Size 69.5W x 46H x 11D

**A.** Two wood framed glass doors **G8** with handcrafted mullions and antique brass finial overlay hinges. Four spice drawers with wood guides, once commonly used for storing spices, are ideal for candles, napkin rings and small linens. Open 12" high server area and open display area with arch valances **2V**. Three adjustable wood shelves with plate groove. Three compartments. Beadboard back panel. Crown moulding **9T**.



**No. 7246G8-4 CLASSIC GLASS HUTCH**

Two adjustable wood shelves with plate groove, two compartments, antique brass overlay hinges, beadboard back panel.



**No. 7246-2G8-4 MULLION GLASS DOOR HUTCH**

Two adjustable wood shelves with plate groove, two compartments, beadboard back panel.

**No. 7232D-4 CLASSIC LARGE BUFFET**

Two adjustable wood shelves, two compartments.

**No. 7232D-4 CLASSIC LARGE BUFFET**

Two adjustable wood shelves, two compartments.

**A.**



**B.**

**No. 7232D-4-2B-FH SHAKER BUFFET**

Overall Size 72W x 32H x 18.25D

Case Size 69.5W x 32H x 16.5D

**B.** Four raised panel solid wood **R1** doors with antique brass finial overlay hinges. four blind-dovetailed drawers with smooth running, self-closing European metal roller slides. Two compartments each with one adjustable wood shelf. Solid wood plank top with top moulding **9T** and single shaker base moulding **2B**.



*Our finial overlay hinges feature an antique brass finish and decorative tips. Overlay doors rest on the outside of the cabinet over the opening of the cabinet.*





A.



B.

**No. 6048OSS-41V**

**OPEN ENGLISH COUNTRY HUTCH**

*Overall Size 62W x 48H x 13D*

*Case Size 58W x 48H x 11D*

A. English country style is relaxed yet large in scale. The soft **scalloped valance** blends well with the **scroll work** of the buffet. One fixed shelf and one adjustable **wood shelf with plate groove**. Open 12" high server area. Moulded base. **Beadboard back**. Crown top **8T**.

**No. 6036-2LD-3-39B**

**ENGLISH COUNTRY BUFFET**

*Overall Size 60W x 36H x 18.25D*

*Case Size 58W x 32H x 16.5D*

B. This piece features architectural moulding around the base and is supported by turned solid wood Huntington spool feet with a scrolled skirt base **39B**. Two raised bevel panel solid wood **R1** doors with **antique brass finial overlay hinges**. Three large drawers with smooth running, self-closing **European metal roller slides**. Two compartments. Two adjustable wood shelves. The top **20T** is crafted of only **select end-to-end glued planks** of solid wood for durability and a beautiful finish.



Shown in Knotty American Pine

**No. 6048OSS**  
**OPEN COUNTRY FRENCH HUTCH**  
 Overall Size 62W x 48H x 13D  
 Case Size 58W x 48H x 11D

**A.** Light and airy best describes this classic open display hutch. Perfect for displaying your china, ceramics and collectibles. The serpentine valance adds country French flair to this traditional design. One fixed shelf and one adjustable wood shelf with plate groove. Open 12" high server area. Moulded base. Beadboard back. Crown top 8T.

Knotty American Pine (P)	Alder & Birch (A)	Eastern Hard Maple (M)	Northern Red Oak (O)	Birch (B)
--------------------------	-------------------	------------------------	----------------------	-----------



**No. 5146G-17ST-FFH**  
**COUNTRY FRENCH SHELL ARCH HUTCH**  
 One adjustable wood shelf with plate groove, hand-carved shell motif finial flush hinges, beadboard back panel.



**No. 5146G-12ST**  
**COUNTRY FRENCH SHELL ARCH HUTCH**  
 One adjustable wood shelf with plate groove, hand-carved shell motif, beadboard back panel.

**No. 5132D-3-FFH**  
**CLASSIC BUFFET**  
 One adjustable wood shelf, finial flush hinges

**No. 5132D-3**  
**CLASSIC BUFFET**  
 One adjustable wood shelf



The Country French Bordeaux Collection features hand-shaped solid wood Bordeaux legs with a scrolled skirt (base 41B).

**A.**



**B.**

**No. 6036-2LD-3-41B**  
**BORDEAUX DOOR & DRAWER CHEST**  
 Overall Size 60W x 36H x 18.25D  
 Case Size 58W x 32H x 16.5D

**B.** This chest of doors and drawers, an elegant addition to either the dining room or bedroom, features two raised panel solid wood R1 doors with antique brass finial overlay hinges. Three inset blind-dovetailed drawers with smooth running, self-closing European metal roller slides. Two compartments each hold an adjustable wood shelf. Solid wood top with top moulding 20T. Bordeaux leg and scrolled skirt base 41B.

Knotty American Pine (P)	Alder & Birch (A)	Eastern Hard Maple (M)	Northern Red Oak (O)	Birch (B)
--------------------------	-------------------	------------------------	----------------------	-----------





Country Furniture  
MFG. COMPANY INC.



Shown in Knotty American Pine



A.

B.

**No. 7246-2FGG-3**  
**ENGLISH COUNTRY CHINA WITH SPICE DRAWERS**

Overall Size 74W x 46H x 13D  
Case Size 69.5W x 46H x 11D

A. A flexible storage solution for a great room, kitchen or dining room. Three interior compartments. Five adjustable wood shelves with plate grooves, perfect for displaying plates, glassware, vases and even pictures. Wood framed glass doors (G1) with antique brass finial overlay hinges. Three blind-dovetailed drawers with wood center guides, once commonly used for storing spices, are ideal for candles, napkin rings and small linens. Open 12" high server area. Beadboard back panel. Crown moulding 8T. Arch valance 2V.

Knotty American Pine (P)	Alder & Birch (A)	Eastern Hard Maple (M)	Northern Red Oak (O)	Birch (B)
--------------------------	-------------------	------------------------	----------------------	-----------



B.

**No. 7236-2LD-2H-2**  
**HUNTINGTON BUFFET DRESSER**

Overall Size 72W x 36H x 18.25D  
Case Size 69.5W x 32H x 16.5D

B. Versatile and roomy, this wide dresser fits nicely in either the dining room or bedroom. There is plenty of cupboard space behind the two raised panel solid wood R1 doors with antique brass finial overlay hinges. Each compartment holds an adjustable wood shelf. Silverware, linens or clothing would fit neatly in the four blind-dovetailed drawers with smooth running, self-closing European metal roller slides. Durable solid wood top. Crown 9T and base 30B.

Knotty American Pine (P)	Alder & Birch (A)	Eastern Hard Maple (M)	Northern Red Oak (O)	Birch (B)
--------------------------	-------------------	------------------------	----------------------	-----------



**No. E4176CH-G-2H**  
**HUNTINGTON CHINA**

Overall Size 41W x 76H x 17D

Halogen cabinet lighting, three adjustable wood framed glass shelves with plate groove, wood end panels, beadboard back panel and two drawers.



Turned solid wood Huntington spool feet (30B) add character and lightness to large scale furniture pieces.



Shown in Alder/Birch



**No. 6036-2LD-3-41B**  
**BORDEAUX DOOR & DRAWER CHEST**


Overall Size 60W x 36H x 18.25D  
Case Size 58W x 32H x 16.5D

**B.** This chest of doors and drawers, an elegant addition to either the dining room or bedroom, features two raised panel solid wood R1 doors with antique brass finial overlay hinges. Three inset blind-dovetailed drawers with smooth running, self-closing European metal roller slides. Two compartments each hold an adjustable wood shelf. Solid wood top with top moulding 20T. Bordeaux leg and scrolled skirt base 41B.

Knotty American Pine (P)	Alder & Birch (A)	Eastern Hard Maple (M)	Northern Red Oak (O)	Birch (B)
--------------------------	-------------------	------------------------	----------------------	-----------

**No. 6036-2LD-3-41B-FFH**

**C.** Shown with finial inset/flush hinges and inset drawers.



**A.**  
**C.**

**No. 6054-2G3-17FT-FFH**  
**THE PROVENCAL CHINA HUTCH**

Overall Size 61W x 54H x 18D  
Case Size 58W x 46H x 16.5D

**A.** The stately proportions and elegant hand-crafted French countryside china features bonnet top crown moulding with authentic hand-carved floral design 17FT. A perfect centerpiece for an open kitchen or dining area. Two large wood framed glass G3 doors with antique brass finial inset/flush hinges (finial overlay standard). Solid wood knobs. Glass end panels. Halogen lights illuminate the interior. Two adjustable wood framed shelves with plate grooves and inset glass. Beadboard back panel.

Knotty American Pine (P)	Alder & Birch (A)	Eastern Hard Maple (M)	Northern Red Oak (O)	Birch (B)
--------------------------	-------------------	------------------------	----------------------	-----------



*Antique brass finial flush hinges with a decorative tip are used on doors that are inset into the cabinet. Look at item C and D to see the difference between an inset and overlay door.*





Country Furniture  
MFG. COMPANY INC.

Shown in Alder/Birch

A.



B.



**No. 5146-2GD-2**

**HOOSIER HUTCH**

Overall Size 51W x 46H x 12.5D

Case Size 48.5W x 46H x 11D

A. A Hoosier hutch, made-popular by Indiana furniture-makers, is an ideal solution when you need extra storage in a kitchen or a dining room. Two wood framed glass **G1** doors and one raised panel wood **R1** door with **antique brass overlay hinges** provide a flexible combination of storage and display space. Two compartments. Two adjustable **wood shelves with a plate groove**. Two **drawers with wood center guides** keep linens, silverware and candles organized. Open 12" high serving area with arch valance **2V**. **Deluxe beadboard back**. Crown top **9T**.



**No. 5132LD-2**

**HOOSIER BUFFET**

Overall Size 51W x 32H x 18.25D

Case Size 48.5W x 32H x 16.5D

B. Three raised panel solid wood **R1** doors with **antique brass overlay hinges** and two **blind-dovetailed drawers with smooth running, self-closing European metal roller slides**. Two compartments with one adjustable wood shelf in each. Solid wood **plank top** with top moulding **9T** and base moulding **1B**.



**No. 5146FGG**

**GLASS HOOSIER HUTCH**

Three adjustable wood shelves with plate groove, two compartments beadboard back panel.



**No. 5146G-2**

**HOOSIER HUTCH**

Two adjustable wood shelves with plate groove, two compartments beadboard back panel, drawers with wood center guides.

**No. 5132D-3**

**CLASSIC BUFFET**

One adjustable wood shelf.

**No. 5132LD-2**

**HOOSIER BUFFET**

Wood center guides are bottom mounted to all small drawers in cabinets less than 12 inches deep.





Country Furniture  
MFG. COMPANY INC.



Shown in Alder/Birch

**No. 5146-2G80**

**GLASS DOOR HUTCH WITH MULLIONS**

Overall Size 51W x 46H x 12.5D

Case Size 48.5W x 46H x 11D

**A.** Two wood framed glass G8 doors with antique brass overlay hinges. Three sections with two vertical dividers. Four adjustable wood shelves with plate grooves. One fixed shelf with plate groove. Open 12” high serving area with arch valance 2V. Beadboard back. Crown top 9T.



**A.**



**B.**

**No. 5132-2LD-4**

**BUFFET WITH CENTER DRAWERS**

Overall Size 51W x 32H x 18.25D

Case Size 48.5W x 32H x 16.5D

**B.** Two raised bevel panel solid wood R1 doors. Four blind-dovetailed drawers. One adjustable wood shelf behind each door. Solid wood plank top with top moulding 9T and shaker base 2B.



**No. 5146-2G80**

**HUTCH WITH MULLIONS**

Four adjustable wood shelves with plate groove, three compartments beadboard back panel.



**No. 5146G**

**CLASSIC HUTCH**

One adjustable wood shelf with plate groove, beadboard back panel.

**No. 5132D-3**

**CLASSIC BUFFET**

One adjustable wood shelf

**No. 5132D-3**

**CLASSIC BUFFET**

One adjustable wood shelf



*European-style drawer slides smoothly run on rollers along a metal track. When drawers are pulled out about an inch, the self-closing feature pulls the drawer closed.*





A.



B.

**No. 7232D-4**

**CLASSIC LARGE BUFFET**

Overall Size 72W x 36H x 18.25D

Case Size 69.5W x 32H x 16.5D

B. A classic piece for either the dining room or kitchen. There is plenty of cupboard space behind the four raised panel solid wood R1 doors with antique brass overlay hinges. Two compartments each with one adjustable wood shelf. Silverware and linens or clothing would fit neatly in the four drawers. The top is crafted of only select end-to-end glued planks of solid wood for durability and a beautiful finish. Crown moulding 9T and base moulding 1B.

Knotty American Pine (P)	Alder & Birch (A)	Eastern Hard Maple (M)	Northern Red Oak (O)	Birch (B)
--------------------------	-------------------	------------------------	----------------------	-----------

**No. 7246-2FDG-3**

**RAZ HUTCH WITH SPICE DRAWERS**

Overall Size 74W x 46H x 13D

Case Size 69.5W x 46H x 11D

A. In your kitchen, great room or dining room, keep linens, china or glassware hidden yet accessible. Two center glass G1 doors for displaying dinnerware and glassware. Three compartments. Five adjustable wood shelves with plate grooves. Two raised panel solid wood R1 doors with antique brass overlay hinges. Three small drawers with wood guides, once commonly used for storing spices, are ideal for candles, napkin rings and small linens. Open 12" high server area. Beadboard back panel. Crown moulding 8T. Arch valance 2V.

Knotty American Pine (P)	Alder & Birch (A)	Eastern Hard Maple (M)	Northern Red Oak (O)	Birch (B)
--------------------------	-------------------	------------------------	----------------------	-----------



**No. 7246-2FDD-FFH CUPBOARD HUTCH**

Five adjustable wood shelves with plate groove, inset/flush finial hinges, beadboard back panel.



**No. 7246-2FGG CHINA HUTCH**

Five adjustable wood shelves with plate groove, three compartments, beadboard back panel.

**No. 7232D-4-49B-FFH CLASSIC LARGE BUFFET**

Two adjustable wood shelves, two compartments all doors and drawer inset/flush.

**No. 7232D-4-49B CLASSIC LARGE BUFFET**

Two adjustable wood shelves

*Blind and French dovetail joinery is used in our drawer construction for strength.*





Shown in Alder/Birch

**No. 7246-2FG7G8-17FT-4 Halo**  
**COUNTRY FRENCH ARCH CHINA HUTCH**

Overall Size 73W x 54H x 12.5D

Case Size 69.5W x 46H x 11D

**Modifications / Upgrades Shown** Halogen lighting

**A.** The stately proportions make this a perfect centerpiece for an open kitchen or dining area. Wood framed glass doors (G7, G8) with handcrafted mullions and antique brass finial overlay hinges. Open 12" high server area. Three interior compartments. Five adjustable wood shelves with plate grooves. Beadboard back panel. Arch valance 2V. French arch with hand-carved flower and leaf motif 17FT.




**No. 7246-2FGG-17T-FFH**  
**ARCH CHINA HUTCH**

Five adjustable wood shelves with plate groove, three compartments, inset/flush finial hinges, beadboard back panel.

**No. 7232D-4-FFH**  
**CLASSIC LARGE BUFFET**

Two adjustable wood shelves, two compartments, all doors and drawer inset/flush.



**No. 7246-2FG7G8**  
**MULLION GLASS HUTCH**

Five adjustable wood shelves with plate groove, three compartments, beadboard back panel.

**No. 7232LD-49B**  
**CLASSIC DOOR BUFFET**

Four adjustable wood shelves, two compartments.



**No. 7232D-4-4B**  
**COUNTRY FRENCH LARGE BUFFET**

Overall Size 72W x 36H x 18.25D

Case Size 69.5W x 32H x 16.5D

**B.** A classic piece for either the dining room or kitchen. There is plenty of cupboard space behind the four raised panel solid wood R1 doors with antique brass overlay hinges. Two compartments each with one adjustable wood shelf. Silverware and linens or clothing would fit neatly in the four drawers. The top is crafted of only select end-to-end glued boards of solid wood for durability and a beautiful finish. Crown moulding 9T and base moulding 4B.



*Premium Halogen cabinet lighting illuminates a china cabinet or hutch with intense, crisp white light to bring out the true color of your display items. Optional upgrade. Available with one to five lights and a push switch or touch dimmer.*





Country Furniture  
MFG. COMPANY INC.

Shown in Alder/Birch

A.



B.

**No. 5146G-3  
GLASS DOOR HUTCH WITH SPICE DRAWERS**

Overall Size 51W x 46H x 12.5D

Case Size 48.5W x 46H x 11D

A. Three wood framed glass G1 doors with antique brass overlay hinges. Three small drawers with wood guides, once commonly used for storing spices, are ideal for candles, napkin rings and small linens. One adjustable wood shelf with plate groove. One fixed shelf with plate groove. Open 12" high serving area with valance 1V. Beadboard back. Crown top 9T.



**No. 5134D-3-31B  
COUNTRY BUN FOOT BUFFET**

Overall Size 51W x 34H x 18.25D

Case Size 48.5W x 32H x 16.5D

B. Three raised bevel panel solid wood R1 doors with antique brass overlay hinges. Three blind-dovetailed drawers with metal roller slides. One adjustable wood shelf. Solid wood plank top with top moulding 9T and turned solid wood bun feet base 31B.



**No. 5146G8-3  
MULLION GLASS HUTCH WITH SPICE DRAWERS**

One adjustable wood shelf with plate groove, three drawers with wood guides, G8 mullion glass doors, beadboard back panel.

**No. 5146G-3  
GLASS HUTCH WITH SPICE DRAWERS**

One adjustable wood shelf with plate groove, three drawers with wood center guides, beadboard back panel.

**No. 5132D-3  
CLASSIC BUFFET**

One adjustable wood shelf

**No. 5132D-3  
CLASSIC BUFFET**

One adjustable wood shelf

*Turned solid wood country bun feet with tiered base moulding (31B). A popular design element of casual, comfortable living.*





Shown in Alder/Birch

**No. 5146FG**

**WALKER GLASS CHINA HUTCH**

Overall Size 53W x 46H x 19D

Case Size 48.5W x 46H x 16.5D

**A.** This deep upper china hutch rests on top of our 51" wide buffet servers to create the look of a one piece china cabinet. The cabinet is deeper to accommodate more display pieces and features halogen lighting. The lighting switch is located behind the buffet door. Two adjustable wood framed shelves with plate grooves and inset ¼" glass. One fixed shelf with plate groove. Three wood framed glass G1 doors with antique brass finial overlay hinges. Wood end panels. Solid wood knobs. Beadboard back. Crown top 7T and moulded base.



**A.**



**B.**



**No. 5146FG7**

**GLASS CHINA HUTCH WITH MULLIONS**

Halogen lighting illuminates the cabinet. Three wood framed G7 glass doors with mullions.

**No. 5132D-3-4B-FH**

**FRENCH BUFFET**  
One adjustable wood shelf, finial overlay hinges, base moulding 4B.

**No. 5132D-3-FH**

**CLASSIC BUFFET**

Overall Size 51W x 32H x 18.25D

Case Size 48.5W x 32H x 16.5D

**B.** Three raised panel solid wood R1 doors with antique brass finial overlay hinges. Three blind-dovetailed drawers with smooth running, self-closing European metal roller slides. One adjustable wood shelf behind each door. Solid wood knobs. Solid wood plank top with top moulding 9T and base moulding 1B.



*Wood framed glass shelves provide the flexibility of adjustable shelving and a deep plate groove for displaying china. The ¼ inset glass is removable and allows natural and cabinet lighting to reach the cabinet's interior.*





Country Furniture  
MFG. COMPANY INC.

Shown in Alder/Birch

A.



**No. 5146G-SH**

**CLASSIC GLASS DOOR HUTCH**

Overall Size 51W x 46H x 12.5D

Case Size 48.5W x 46H x 12D

A. Three wood framed glass G1 doors with full inset/flush antique brass shaker hinges. One adjustable wood shelf, which is grooved for displaying plates, offers flexible display space. Open 12 inch high server area. Bead-board back panel. Crown moulding 9T.



B.



**No. 5136-3D-1-SH**

**COUNTRY SIDEBOARD**

Overall Size 51W x 36H x 18D

Case Size 49W x 36H x 17D

B. Three raised panel solid wood R1 doors with full inset/flush antique brass shaker hinges. One inset drawer with metal European slides. Three compartments. Three adjustable wood shelves. Open shelf on the bottom shows off platters, bowls, and trays. The top is constructed of only select end-to-end glued planks of solid wood for many years of use. Top moulding 16T and solid post legs 12B.



**No. 5136-2D-3 DOOR & DRAWER SIDEBOARD**

Two adjustable wood shelves, two compartments, three inset drawers, solid top, antique brass finial inset/flush hinges.



**No. 5136-3H SHAKER SIDEBOARD**

Two fixed open shelves, solid top, three inset drawers, solid post legs 12B.



**No. 5136-3D THREE DOOR SIDEBOARD**

One adjustable wood shelf, antique brass finial flush hinges.



Antique brass shaker hinges (SH) are used on inset/flush mounted doors and create a furniture piece with simple, clean lines.



Country Furniture  
MFG. COMPANY INC.

Shown in Alder/Birch

**No. 7246G-8T**  
**CLASSIC GLASS DOOR HUTCH**

Overall Size 74W x 46H x 13D

Case Size 69.5W x 46H x 11D

**A.** Four wood framed glass **G1** doors with **antique brass overlay hinges**. Open 12" high server area. Two compartments. Two adjustable **wood shelves with plate grooves**. **Beadboard back panel**. Crown moulding **8T**. Arch valance **2V**.

Knotty American Pine (P)	Alder & Birch (A)	Eastern Hard Maple (M)	Northern Red Oak (O)	Birch (B)
--------------------------	-------------------	------------------------	----------------------	-----------



**No. 7246G-8T**  
**CLASSIC GLASS HUTCH**

Two adjustable wood shelves with plate groove, two compartments, antique brass overlay hinges, beadboard back panel.

**No. 7246G8-8T**  
**MULLION GLASS DOOR HUTCH**

Two adjustable wood shelves with plate groove, two compartments, beadboard back panel.

**No. 7232D-4-49B**  
**CLASSIC LARGE BUFFET**

Two adjustable wood shelves, two compartments.

**No. 7232D-4-49B**  
**CLASSIC LARGE BUFFET**

Two adjustable wood shelves, two compartments.

**A.**



**B.**

**No. 7232D-4**  
**CLASSIC LARGE BUFFET**

Overall Size 72W x 32H x 18.25D

Case Size 69.5W x 32H x 16.5D

**B.** This table-height buffet features four raised panel solid wood **R1** doors with **antique brass overlay hinges**. Silverware and linens or clothing would fit neatly in the four **blind-dovetailed drawers** with smooth running, self-closing **European metal roller slides**. Two compartments. Two adjustable wood shelves. Solid wood top. Top moulding **9T** and base moulding **1B**.

Knotty American Pine (P)	Alder & Birch (A)	Eastern Hard Maple (M)	Northern Red Oak (O)	Birch (B)
--------------------------	-------------------	------------------------	----------------------	-----------



*All wood shelves can be upgraded to adjustable 1/4 glass shelves to make a cabinet more airy and light. The glass end panels upgrade allows more light into a hutch. The wood framed glass center divider can also be added if desired.*